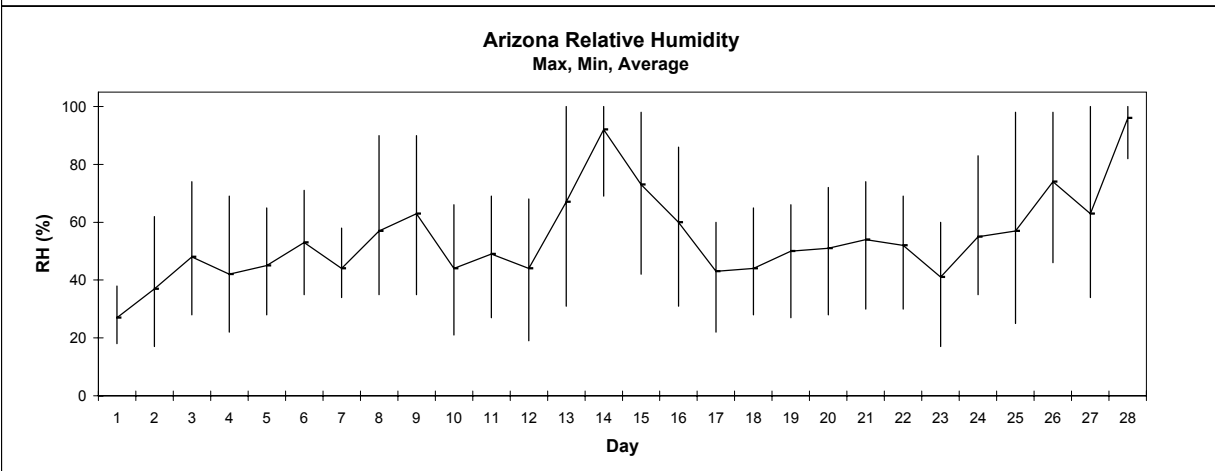
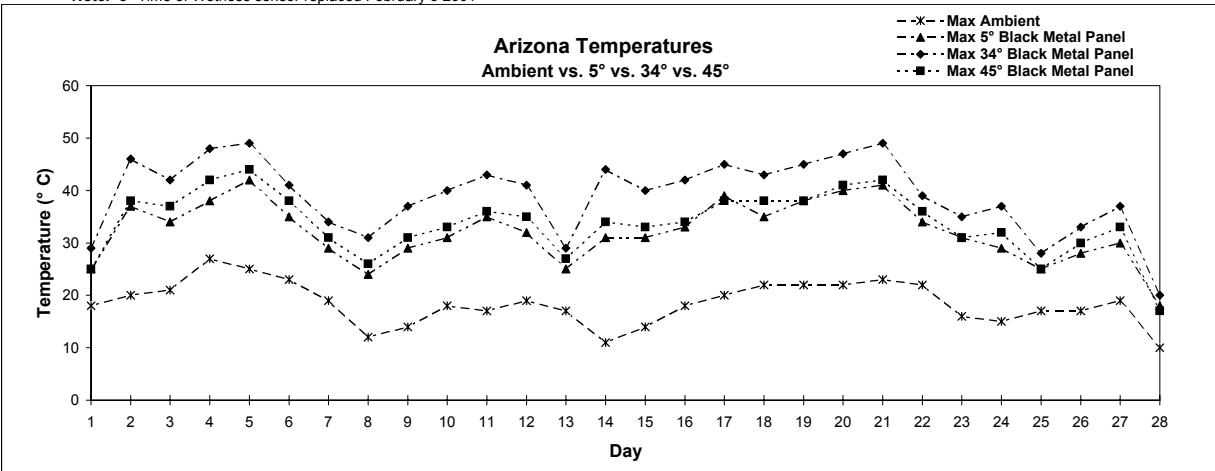


AWSG Month	Temperature Summary									Climate Summary						
	Ambient Temperature			Black Metal Panel Temperature (° C)						Relative Humidity			Time of Wetness		Wind Speed	Rainfall
	(° C)			5°		34°		45°		(%)			(hours)		(Km / hr)	(mm)
February	Max	Min	Avg.	Max	Avg.	Max	Avg.	Max	Avg.	Max	Min	Avg.	5°	45°	Avg.	
1	18	6	11	25	13	29	14	25	13	38	18	27	0.0	0.0	23.6	0
2	20	7	12	37	14	46	16	38	15	62	17	37	0.0	0.0	13.0	0
3	21	8	14	34	16	42	18	37	17	74	28	48	0.0	0.0	8.7	0
4	27	11	19	38	20	48	22	42	21	69	22	42	0.0	0.0	14.6	0
5	25	13	18	42	20	49	22	44	21	65	28	45	0.0	0.1	11.0	0
6	23	10	16	35	18	41	20	38	20	71	35	53	0.2	0.1	8.6	0
7	19	9	14	29	16	34	18	31	17	58	34	44	0.0	0.0	11.3	0
8	12	3	7	24	9	31	11	26	10	90	35	57	3.4	1.3	9.9	0
9	14	0	7	29	9	37	12	31	11	90	35	63	0.0	0.0	7.9	0
10	18	5	10	31	12	40	14	33	13	66	21	44	0.0	0.0	10.2	0
11	17	3	9	35	12	43	15	36	14	69	27	49	0.0	0.0	7.2	0
12	19	3	11	32	14	41	16	35	15	68	19	44	0.0	0.0	9.2	0
13	17	6	9	25	10	29	11	27	11	100	31	67	9.2	0.9	11.4	11
14	11	4	7	31	8	44	9	34	9	100	69	92	18.6	3.1	5.8	3
15	14	2	8	31	10	40	12	33	11	98	42	73	5.8	0.7	10.2	0
16	18	4	10	33	12	42	14	34	13	86	31	60	0.0	0.0	10.6	0
17	20	8	14	39	16	45	16	38	16	60	22	43	0.0	0.0	12.7	0
18	22	10	16	35	18	43	20	38	19	65	28	44	0.0	0.0	9.5	0
19	22	8	14	38	17	45	19	38	18	66	27	50	0.0	0.0	9.3	0
20	22	9	15	40	18	47	20	41	19	72	28	51	0.0	0.0	8.6	0
21	23	8	15	41	18	49	20	42	19	74	30	54	0.0	0.0	8.8	0
22	22	10	15	34	17	39	18	36	18	69	30	52	0.0	0.0	9.8	0
23	16	7	12	31	15	35	17	31	16	60	17	41	0.0	0.0	11.3	0
24	15	2	9	29	12	37	14	32	13	83	35	55	0.0	0.0	7.3	0
25	17	7	12	25	14	28	14	25	14	98	25	57	4.0	0.6	9.5	2
26	17	9	12	28	14	33	15	30	14	98	46	74	8.8	0.0	9.1	2
27	19	8	12	30	14	37	15	33	15	100	34	63	6.7	0.3	11.7	5
28	10	5	7	18	8	20	9	17	9	100	82	96	17.4	1.4	5.9	14
Monthly Avg.	19	7	12	32	14	39	16	34	15	77	32	54			10.2	
Monthly Total													74.1	8.5		37
YTD† Avg.	18	6	11	30	13	37	15	32	14	77	35	57			9.9	
YTD† Total													74.1	19.8		102

† Year To Date

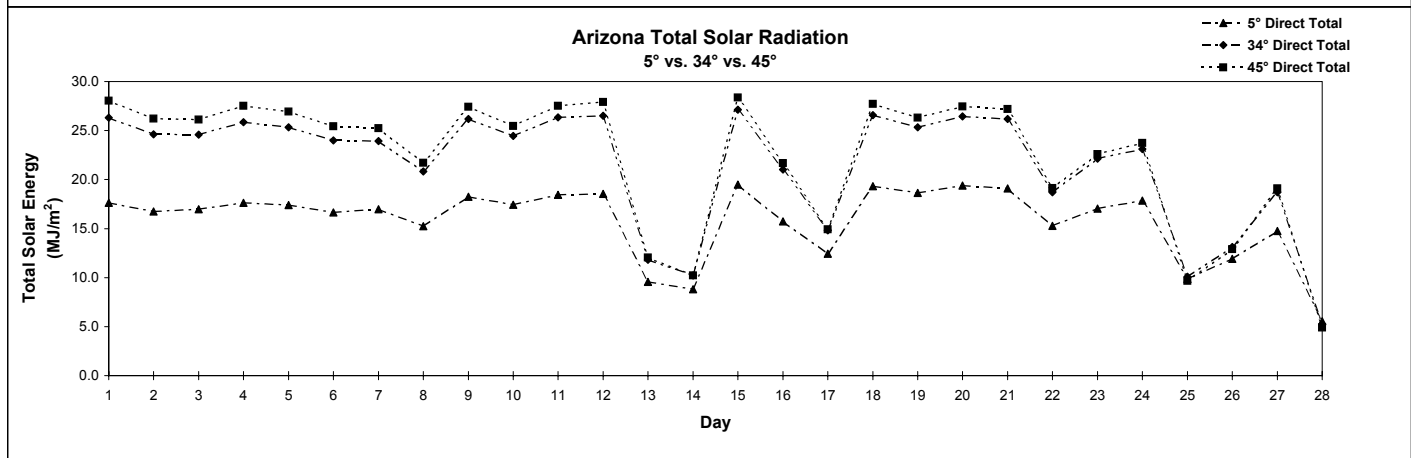
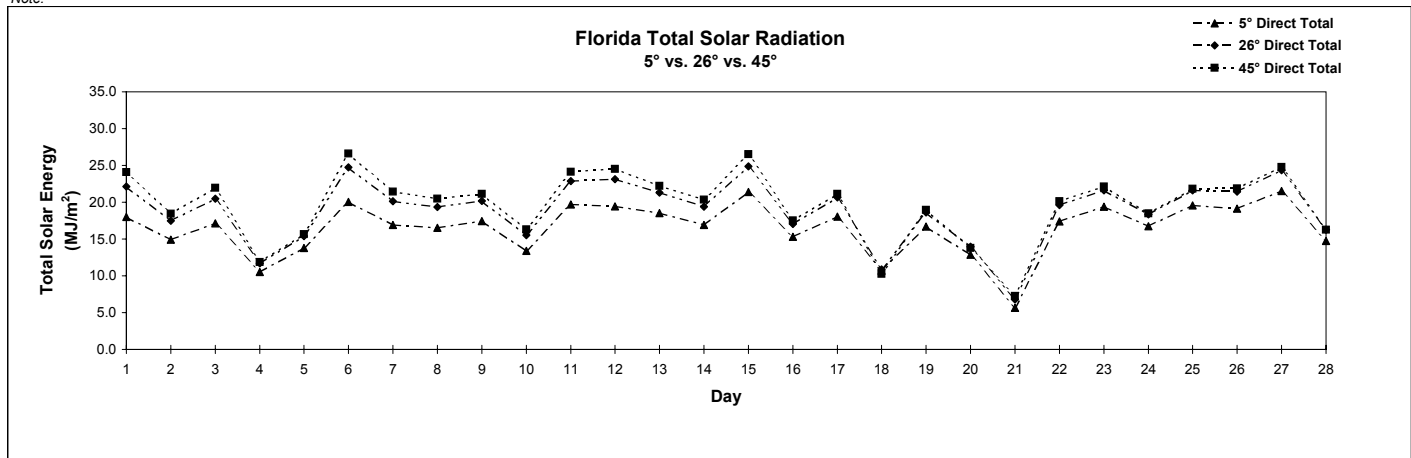
Note: 5° Time of Wetness sensor replaced February 5 2001



Solar Radiation Summary												
Month	Total Solar Radiation (MJ/m ²)						Ultraviolet Solar Radiation (MJ/m ²)					
February	Direct			Underglass			Direct			Underglass		
Day	5°	26°	45°	5°	26°	45°	5°	26°	45°	5°	26°	45°
1	18.0	22.2	24.1	15.4	19.3	19.2	0.77	0.86	0.82	0.49	0.59	0.57
2	14.9	17.5	18.5	12.5	15.2	14.8	0.68	0.73	0.68	0.43	0.50	0.47
3	17.1	20.5	22.0	14.6	18.0	17.6	0.75	0.82	0.78	0.48	0.57	0.54
4	10.5	11.7	11.9	8.9	10.1	9.5	0.53	0.56	0.51	0.34	0.38	0.35
5	13.8	15.4	15.6	11.7	13.3	12.4	0.64	0.68	0.60	0.41	0.47	0.41
6	20.0	24.7	26.6	17.0	21.4	21.2	0.83	0.93	0.88	0.53	0.65	0.61
7	16.9	20.1	21.4	14.1	17.3	16.9	0.74	0.81	0.75	0.47	0.56	0.52
8	16.5	19.3	20.5	13.9	16.7	16.3	0.74	0.80	0.74	0.47	0.55	0.51
9	17.5	20.2	21.1	14.6	17.4	16.8	0.78	0.84	0.78	0.49	0.57	0.54
10	13.4	15.5	16.3	11.0	13.3	13.0	0.64	0.67	0.62	0.40	0.45	0.43
11	19.7	22.9	24.1	16.6	19.9	19.2	0.86	0.94	0.88	0.55	0.65	0.61
12	19.5	23.1	24.5	16.3	20.0	19.6	0.86	0.95	0.89	0.55	0.65	0.61
13	18.5	21.3	22.2	15.6	18.4	17.6	0.84	0.90	0.84	0.53	0.62	0.58
14	16.9	19.4	20.3	14.0	16.7	16.2	0.75	0.81	0.75	0.48	0.55	0.52
15	21.4	24.9	26.5	17.9	21.7	21.2	0.90	1.00	0.94	0.57	0.68	0.65
16	15.3	17.0	17.5	12.6	14.4	13.7	0.72	0.75	0.69	0.45	0.50	0.48
17	18.0	20.7	21.1	15.4	17.7	16.7	0.82	0.88	0.82	0.51	0.59	0.57
18	10.7	10.9	10.3	8.7	9.0	8.0	0.56	0.55	0.48	0.35	0.36	0.33
19	16.7	18.6	19.0	13.5	15.5	14.7	0.78	0.82	0.74	0.48	0.54	0.51
20	12.9	14.0	13.8	10.3	11.5	11.5	0.63	0.64	0.57	0.38	0.42	0.39
21	5.7	6.8	7.2	4.6	5.8	5.8	0.25	0.26	0.24	0.15	0.17	0.17
22	17.4	19.6	20.1	14.8	17.2	16.2	0.79	0.84	0.77	0.49	0.56	0.70
23	19.4	21.6	22.1	16.2	18.7	17.7	0.82	0.87	0.79	0.51	0.58	0.67
24	16.8	18.4	18.5	13.8	15.6	14.5	0.80	0.83	0.74	0.49	0.54	0.50
25	19.6	21.6	21.8	16.2	18.4	17.3	0.89	0.93	0.85	0.53	0.61	0.57
26	19.1	21.4	21.9	16.3	18.6	17.5	0.87	0.92	0.84	0.54	0.59	0.57
27	21.5	24.3	24.8	18.3	21.2	19.9	0.90	0.98	0.89	0.57	0.66	0.61
28	14.7	16.3	16.3	12.7	14.3	13.2	0.71	0.75	0.67	0.45	0.51	0.46
Monthly Total	462.4	529.8	550.1	387.1	456.4	438.1	20.85	22.32	20.55	13.09	15.07	14.45
YTD [†] Total	930.8	1120.3	1210.3	780.7	964.4	956.9	40.09	44.18	41.04	25.26	30.24	28.58

Solar Radiation Summary												
Month	Total Solar Radiation (MJ/m ²)					Ultraviolet Solar Radiation (MJ/m ²)					EMMAQUA™ (MJ/m ²)	
February	Direct			Underglass		Direct			Underglass		Total	UV
Day	5°	34°	45°	5°	45°	5°	34°	45°	5°	45°	Total	UV
1	17.6	26.3	28.1	14.5	23.9	0.65	0.78	0.75	0.39	0.50	0	0.00
2	16.7	24.6	26.2	13.8	22.4	0.63	0.75	0.72	0.39	0.49	173	3.27
3	17.0	24.6	26.1	14.0	22.4	0.66	0.77	0.74	0.41	0.51	174	3.33
4	17.6	25.9	27.5	14.5	23.6	0.69	0.80	0.78	0.42	0.53	192	3.92
5	17.4	25.3	26.9	14.4	23.2	0.69	0.80	0.78	0.42	0.53	191	3.85
6	16.7	24.0	25.4	13.8	21.9	0.65	0.76	0.73	0.40	0.51	167	3.27
7	17.0	23.9	25.2	14.1	21.7	0.65	0.76	0.71	0.40	0.50	163	3.07
8	15.3	20.8	21.7	12.6	18.6	0.62	0.71	0.66	0.38	0.44	80	1.63
9	18.2	26.2	27.4	15.2	23.7	0.70	0.82	0.77	0.43	0.52	165	3.20
10	17.4	24.5	25.5	14.7	22.1	0.67	0.79	0.73	0.42	0.50	169	3.27
11	18.4	26.3	27.5	15.4	23.7	0.70	0.82	0.76	0.43	0.53	195	3.53
12	18.5	26.5	27.9	15.6	23.9	0.71	0.84	0.77	0.44	0.54	200	3.66
13	9.6	11.8	12.1	8.0	10.3	0.41	0.43	0.39	0.25	0.26	43	0.78
14	8.8	10.2	10.2	7.3	8.8	0.42	0.44	0.39	0.27	0.26	0	0.00
15	19.5	27.1	28.4	16.3	24.3	0.76	0.90	0.82	0.47	0.55	197	3.98
16	15.8	21.0	21.7	13.2	18.6	0.65	0.72	0.65	0.40	0.44	0	0.00
17	12.4	14.8	14.9	10.5	12.8	0.54	0.55	0.50	0.34	0.33	0	0.00
18	19.3	26.6	27.7	16.2	23.7	0.75	0.85	0.79	0.46	0.55	189	3.66
19	18.7	25.3	26.3	15.7	22.5	0.73	0.83	0.76	0.46	0.53	180	3.40
20	19.4	26.5	27.5	16.5	23.6	0.77	0.88	0.81	0.48	0.56	192	3.92
21	19.1	26.2	27.2	16.3	23.2	0.76	0.85	0.80	0.47	0.55	187	3.59
22	15.3	18.7	19.1	12.6	16.0	0.62	0.63	0.58	0.39	0.40	41	0.65
23	17.1	22.1	22.6	14.7	19.5	0.70	0.78	0.71	0.43	0.48	119	2.48
24	17.9	23.1	23.7	15.1	20.2	0.74	0.81	0.74	0.45	0.49	149	2.87
25	9.9	10.1	9.7	8.2	8.2	0.47	0.44	0.39	0.29	0.25	0	0.00
26	11.9	13.1	12.9	9.9	11.0	0.53	0.52	0.47	0.32	0.31	0	0.00
27	14.8	18.7	19.1	12.5	16.4	0.63	0.68	0.61	0.39	0.42	110	2.22
28	5.5	5.3	4.9	4.6	4.2	0.29	0.27	0.23	0.18	0.15	0	0.00
Monthly Total	442.7	599.6	623.4	369.9	534.1	17.79	19.98	18.54	10.98	12.63	3277	63.54
YTD [†] Total	798.4	1123.7	1182.6	660.0	1013.1	32.03	35.97	34.22	19.65	23.38	5798	104.87

[†] Year To Date
Note:



AWSG Month	Temperature Summary									Climate Summary								
	Ambient Temperature			Black Metal Panel Temperature (° C)						Relative Humidity			Time of Wetness			Wind Speed	Rainfall	
	(° C)			5 °		26 °		45 °		%			(hours)			(Km / hr)	(mm)	
	Day	Max	Min	Avg.	Max	Avg.	Max	Avg.	Max	Avg.	Max	Min	Avg.	5°	26°	45°	Avg.	
1	40	16	23	44	24	49	25	50	26	100	36	88	13.5	13.8	14.5	4.2	0	
2	29	15	22	50	23	54	24	55	24	100	58	89	13.3	13.3	12.7	4.8	0	
3	29	16	22	50	24	54	25	52	25	100	50	87	14.5	14.2	13.8	5.4	0	
4	28	17	21	44	22	49	23	47	23	100	66	94	20.5	19.5	18.3	3.5	26	
5	23	11	17	36	18	39	18	41	19	100	52	83	14.0	13.5	10.2	6.0	0	
6	25	10	16	39	17	43	18	44	19	100	50	81	14.2	13.5	13.3	5.9	0	
7	26	11	19	39	19	42	20	43	21	100	59	86	13.3	12.5	11.5	7.1	0	
8	26	15	21	40	22	43	22	44	23	100	62	86	11.3	10.8	10.2	9.3	0	
9	27	17	22	44	23	47	24	47	24	100	60	85	12.5	10.5	7.3	8.6	0	
10	29	18	23	45	24	48	24	49	25	100	64	89	15.5	15.0	14.0	4.2	0	
11	30	17	23	46	25	50	26	52	26	100	58	87	15.2	13.5	12.7	5.8	0	
12	29	18	23	45	24	49	25	50	25	100	58	86	14.0	13.3	12.5	6.5	0	
13	29	19	23	44	24	47	25	48	25	100	58	86	14.5	14.0	12.7	7.3	0	
14	29	18	23	44	24	48	24	49	25	100	52	85	14.5	13.8	13.3	4.6	0	
15	29	17	23	46	24	48	25	49	26	100	53	84	14.5	14.0	12.5	5.0	0	
16	29	16	22	44	23	48	24	48	24	100	62	88	15.5	14.8	13.8	4.7	0	
17	32	18	23	47	25	51	26	51	26	100	41	81	12.7	12.5	11.3	5.7	0	
18	26	18	21	39	22	43	22	44	23	100	62	84	8.3	8.5	8.3	11.3	0	
19	25	19	22	37	23	39	23	40	24	81	55	70	0.0	0.0	0.0	14.6	0	
20	27	16	22	44	23	46	23	47	23	100	62	80	8.0	7.3	6.5	6.8	0	
21	26	14	18	40	18	43	19	44	19	100	59	93	8.5	8.8	8.3	2.8	0	
22	29	13	21	46	23	51	23	51	24	100	54	85	14.8	13.5	6.0	3.8	0	
23	30	15	22	46	23	50	24	51	25	100	41	83	14.8	14.5	9.0	5.6	0	
24	29	17	23	43	24	46	24	46	25	100	64	86	11.7	9.0	8.5	7.8	0	
25	29	21	25	46	26	49	27	47	27	99	56	82	10.5	9.3	4.8	7.6	0	
26	31	19	24	54	26	58	27	57	27	100	53	85	14.5	13.8	9.8	4.4	0	
27	31	18	24	51	26	53	27	54	28	100	46	82	13.5	13.0	9.3	3.9	0	
28	30	19	23	51	25	52	26	53	26	100	52	84	15.5	11.7	11.3	4.8	1	
Monthly Avg.	29	16	22	44	23	48	24	48	24	99	55	85	363.6	341.9	296.4	6.1	29	
Monthly Total																		
YTD [†] Avg.	26	12	19	40	20	44	20	45	21	99	52	84	745.1	686.8	559.8	6.0	73	
YTD [†] Total																		

[†] Year To Date

Note: *Data not available. Corrected Florida Rainfall for entire month.

